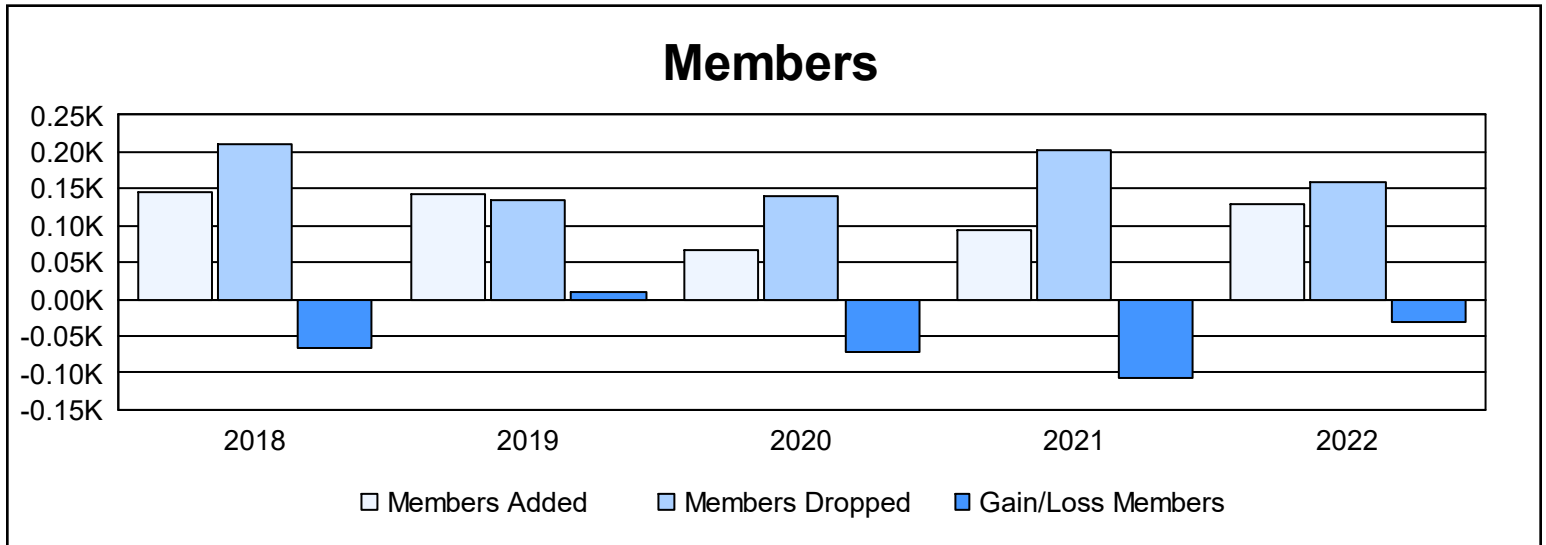
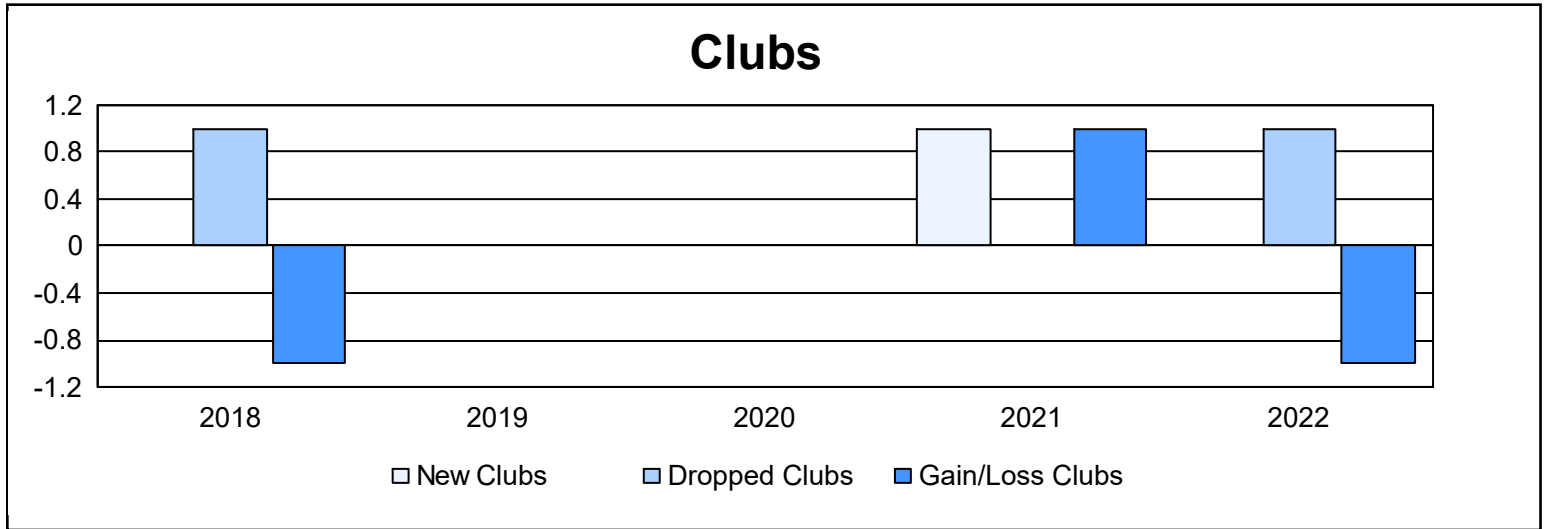
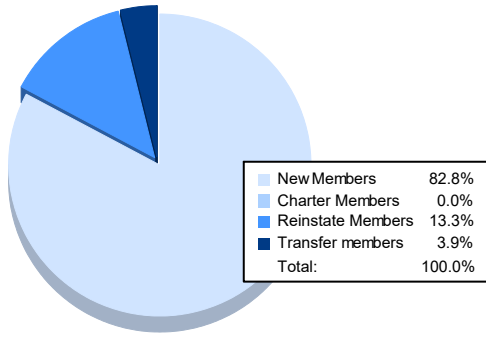


Year	New Clubs	Dropped Clubs	Gain/ Loss Clubs	New Members	Charter Members	Reinstate Members	Transfer Members	Total Member Added	Total Members Dropped	Gain/ Loss Members
2017-2018	0	1	-1	133	0	5	8	146	211	-65
2018-2019	0	0	0	134	0	8	2	144	134	10
2019-2020	0	0	0	59	0	4	5	68	141	-73
2020-2021	1	0	1	69	10	11	4	94	202	-108
2021-2022	0	1	-1	106	0	17	5	128	159	-31
<b>Average</b>	<b>0</b>	<b>0</b>	<b>0</b>	<b>100</b>	<b>2</b>	<b>9</b>	<b>5</b>	<b>116</b>	<b>169</b>	<b>-53</b>



### Membership Composition June 2022 Cumulative



### Gender Composition June 2022 Cumulative

